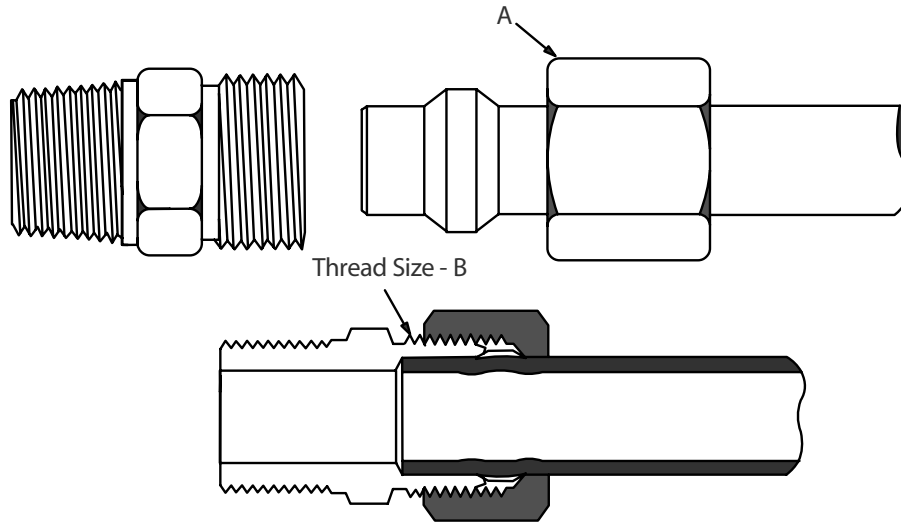


Compression Fittings



Tube O.D.	1/8	3/16	1/4	5/16	3/8	7/16	1/2	5/8	3/4	1
Thread Size-B	5/16-24	3/8-24	7/16-24	1/2-24	9/16-24	5/8-24	11/16-20	13/16-18	1-18	1-1/4-18

•Typical Application

Instrumentation, hydraulic and pneumatic systems.

•Pressure

Working pressure up to 2000 PSI with a 4:1 safety factor depending on tube size. When using plastic tubing, use the working pressure for type used.

•Vibration

Fair resistance - use long nut when greater vibration resistance is needed.

•Temperature Range

-65°F to +250°F (-53°C to +121°C) range at maximum operating pressures. (Refer to tubing temperature range.)

•Material

CA360 Brass for barstock fittings.
CA377 Brass for forged fittings.

•Used With

Aluminum, copper, brass and plastic tubing. Plastic tubing requires insert. Not recommended for steel tubing.

•Tolerance

+/- .02 on all dimensions. Dimension data can change without notice. Please call us when dimensions are critical.

• Conformance

Meets specifications and standards of ASA, ASME and SAE.

•Assembly Instructions

- 1- Cut tubing to desired length.
- 2- Slide nut and then sleeve on tube. Threaded end "A" of nut must face toward fitting.
- 3- Insert tubing into fitting body. Be sure tubing is bottomed on fitting shoulder.
- 4- Lubricate threads and assemble nut to fitting body.
- 5- Tighten nut hand tight. From that point, tighten with a wrench the number of turns indicated in the chart below.

Tube Size	Additional Turns from Hand Tight
1/8" thru 1/4"	1-1/4"
5/16"	1-3/4"
3/8" thru 1"	2-1/4"

•“L” at the end of a Part# means Light Pattern -These fittings are completely interchangeable with full pattern fittings, but have been modified in some way. This modification is usually in the length of the pipe threads. Used in plumbing and light industrial applications.

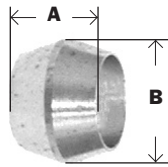
Actual Profile of Compression Threads



BRASS SLEEVE

SAE# 060115

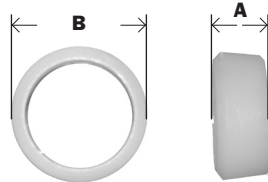
• FERRULES



60
260

Part #	Size	A	B	Approx. Wt. Lbs.	List Price
18-001	1/8"	0.19	0.19	0.01	0.21
18-002	3/16"	0.22	0.27	0.01	0.15
18-003 ³	1/4"	0.25	0.34	0.01	0.15
18-004	5/16"	0.25	0.41	0.01	0.16
18-005 ³	3/8"	0.25	0.47	0.02	0.17
18-006	7/16"	0.31	0.53	0.02	0.49
18-007 ³	1/2"	0.38	0.59	0.02	0.47
18-008	5/8"	0.38	0.71	0.03	0.47
18-009	3/4"	0.44	0.87	0.03	1.38
18-010	7/8"	0.41	0.99	0.03	0.86

DELRIN SLEEVE

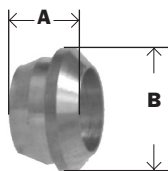


60-P

Part #	Size	A	B	Approx. Wt. Lbs.	List Price
18-015	1/4"	0.19	0.37	0.01	0.16
18-016	5/16"	0.19	0.43	0.01	0.76
18-017	3/8"	0.19	0.50	0.02	0.25
18-018	1/2"	0.25	0.63	0.02	0.30
18-019	5/8"	0.22	0.74	0.02	0.32
18-020	3/4"	0.25	0.93	0.03	2.25

SELF-ALIGN SLEEVE

601



Part #	Size	A	B	Approx. Wt. Lbs.	List Price
27-001	1/8"	0.19	0.25	0.01	0.26
27-002	3/16"	0.20	0.31	0.01	0.81
27-003	1/4"	0.21	0.37	0.02	0.31
27-005	3/8"	0.23	0.50	0.03	0.50
27-006	1/2"	0.35	0.62	0.03	1.39

* Note: To buy compression fittings with self-align sleeve, simply delete the 18- prefix on the same size compression fitting and substitute 27- prefix. Pricing available upon request.


Everyone is a genius at least once a year. The real geniuses simply have their bright ideas closer together.

- Georg Christoph Lichtenberg

³ Also stocked in Houston
(See page Intro II for details)

BRASS INSERT

• SLEEVE

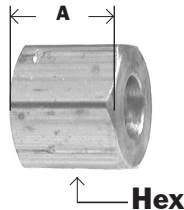


63-BI
60AE
2030
63PT

Part #	Size	A	B	Approx. Wt. Lbs.	List Price
22-008	1/8"	0.46	0.080	0.01	0.50
22-009	3/16"	0.45	0.135	0.01	0.50
22-009A	3/16"	0.52	0.095	0.01	0.57
22-010	1/4"	0.50	0.163	0.02	0.31
22-010A	1/4"	0.59	0.125	0.02	0.75
22-010B	1/4"	0.53	0.172	0.02	1.15
22-011A	5/16"	0.50	0.232	0.02	1.31
22-011	5/16"	0.53	0.187	0.02	0.56
22-012	3/8"	0.56	0.250	0.03	0.46
22-013	1/2"	0.72	0.372	0.03	0.60
22-014	5/8"	0.72	0.483	0.03	1.31
22-015	3/4"	1.03	0.563	0.03	2.94

BRASS NUT

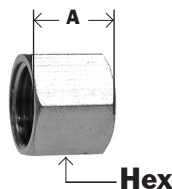
SAE# 060110



61
261

Part #	Size	A	Hex	Approx. Wt. Lbs.	List Price
18-033	1/8"	0.38	0.37	0.01	0.58
18-034	3/16"	0.41	0.43	0.01	0.42
18-035L	1/4"	0.44	0.50	0.02	0.47
18-035 ³	1/4"	0.44	0.50	0.02	0.65
18-036	5/16"	0.44	0.56	0.02	0.71
18-037L	3/8"	0.47	0.62	0.04	0.74
18-037	3/8"	0.47	0.62	0.04	0.74
18-038	7/16"	0.50	0.68	0.04	2.62
18-039L ³	1/2"	0.56	0.75	0.04	1.48
18-039	1/2"	0.62	0.81	0.04	1.84
18-040L	5/8"	0.56	0.87	0.06	1.39
18-040	5/8"	0.62	0.94	0.06	2.54
18-041	3/4"	0.68	1.12	0.08	3.07
18-042	7/8"	0.62	1.25	0.10	3.69

NICKEL PLATED NUT




Part #	Size	A	Hex	Approx. Wt. Lbs.	List Price
18-054	1/4"	0.44	0.50	0.02	0.65
18-055	3/8"	0.45	0.62	0.02	0.59
18-056	1/2"	0.56	0.75	0.04	1.58
18-057	5/8"	0.56	0.94	0.04	1.59

POR = Price on Request

³ Also stocked in Houston
(See page Intro II for details)

LONG NUT COMPRESSION


161



Part #	Size	A	Hex	Approx. Wt. Lbs.	List Price
24-003	1/4"	0.75	0.50	0.02	1.50
24-004	5/16"	0.84	0.56	0.02	1.16
24-005	3/8"	0.97	0.62	0.04	2.28
24-006	1/2"	1.06	0.81	0.06	3.29

* Note: To buy compression fittings with long nut, simply delete the 18- prefix on the same size compression fitting and substitute a 24- prefix. Pricing available upon request.

CAPTIVE SLEEVE NUT




Part #	Size	A	Hex	Approx. Wt. Lbs.	List Price
26-001	1/8"	0.38	0.37	0.02	1.95
26-002	3/16"	0.40	0.43	0.02	1.73
26-003	1/4"	0.40	0.50	0.04	1.27
26-004	5/16"	0.44	0.56	0.04	1.79
26-005	3/8"	0.46	0.62	0.06	1.66
26-007	1/2"	0.50	0.75	0.08	2.12
26-008	5/8"	0.51	0.87	0.10	6.36

* Note: To buy compression fittings with captive sleeve, simply delete the 18- prefix on the same size compression fitting and substitute a 26- prefix. Pricing available upon request.

BREAK-AWAY NUT


181-BA
21604
99LB
81LB



Part #	Size	A	Hex	Approx. Wt. Lbs.	List Price
16-010	1/4"	0.62	0.43	0.02	1.67
16-090	3/16"	0.57	0.37	0.02	4.21

CAP

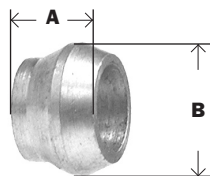
61-CC
N5CT



Part #	Size	A	Hex	Approx. Wt. Lbs.	List Price
18-047	1/4"	0.44	0.50	0.02	1.05
18-048	3/8"	0.40	0.62	0.04	1.20
18-049	1/2"	0.48	0.75	0.06	2.27
18-050	5/8"	0.56	0.94	0.10	3.45

COMPRESSION PLUG


CSP



Part #	Size	A	B	Approx. Wt. Lbs.	List Price
18-029	3/8"	0.31	0.47	0.04	1.11
18-030	1/2"	0.34	0.59	0.06	1.73

UNION


SAE# 060101BA



M-62

Part #	Size	A	Hex	Approx. Wt. Lbs.	List Price
18-062	1/8"	0.64	0.31	0.03	2.34
18-063	3/16"	0.75	0.37	0.04	1.85
18-064L ³	1/4"	0.79	0.43	0.06	1.95
18-064	1/4"	0.81	0.43	0.06	2.24
18-065	5/16"	0.88	0.50	0.06	2.88
18-066L	3/8"	0.96	0.56	0.09	2.85
18-066	3/8"	0.98	0.56	0.10	2.74
18-067	7/16"	1.02	0.62	0.12	13.04
18-068L ³	1/2"	1.06	0.68	0.16	5.69
18-068	1/2"	1.25	0.68	0.16	7.09
18-069L	5/8"	1.43	0.81	0.24	5.82
18-069	5/8"	1.25	0.81	0.26	8.13
18-070	3/4"	1.41	1.00	0.35	15.41
18-071L	7/8"	1.03	1.12	0.34	12.40
18-071	7/8"	1.00	1.12	0.36	12.27

REDUCING UNION




62-R

Part #	Size	A	Hex	Approx. Wt. Lbs.	List Price
18-076	1/4" x 1/8"	0.73	0.44	0.04	3.17
18-077	1/4" x 3/16"	0.78	0.44	0.06	4.70
18-078	5/16" x 1/4"	0.81	0.50	0.06	3.44
18-079	3/8" x 1/4"	0.90	0.56	0.10	5.85
18-080	3/8" x 5/16"	0.94	0.56	0.10	5.11
18-081	1/2" x 3/8"	1.03	0.68	0.12	5.95
18-082	5/8" x 3/8"	1.03	0.81	0.15	5.91
18-083	5/8" x 1/2"	1.10	0.81	0.15	6.91
18-084	7/8" x 5/8"	1.23	1.18	0.20	25.48

BULKHEAD UNIONS

SAE# 060101



62BH
75
274

Part #	Size	A	Hex 1	Hex 2	Approx. Wt. Lbs.	List Price
18-088	1/4"	1.58	0.56	0.56	0.10	6.43
18-090	3/8"	1.76	0.68	0.68	0.14	15.80

"A hero is no braver than an ordinary man, but he is braver five minutes longer."

- Ralph Waldo Emerson

Dimension data can change without notice.
Please call us when dimensions are critical.

³ Also stocked in Houston
(See page Intro II for details)

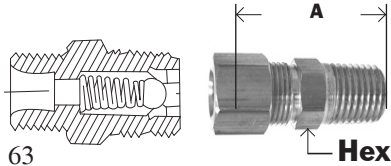
BULKHEAD NUTS



20102

Part #	Size	A	Hex	Approx. Wt. Lbs.	List Price
18-097	1/4"	0.25	0.56	0.02	2.42
18-099	3/8"	0.25	0.68	0.04	3.64
18-100	1/2"	0.38	0.94	0.06	4.73

BALL CHECK VALVE - Min. Working pressure 3 psi.

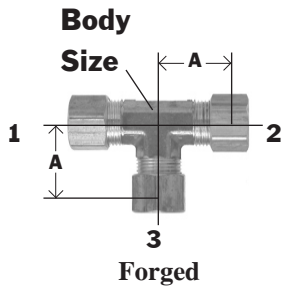


63
263
63A

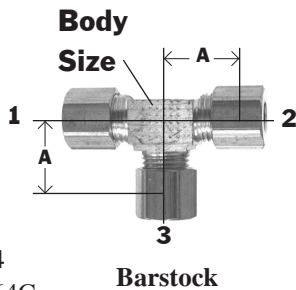
Part #	Tube OD x Male NPTF	A	Hex	Approx. Wt. Lbs.	List Price
18-092	1/8" x 1/8"	0.78	0.44	0.04	9.45
18-094	1/4" x 1/8"	0.88	0.44	0.04	9.17
18-096	3/8" x 1/4"	1.16	0.56	0.08	12.90

TEE

SAE# 060401



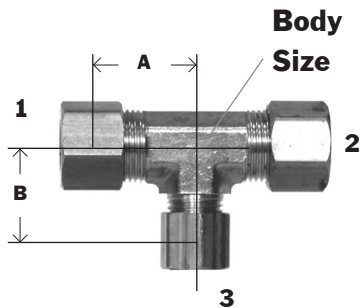
64
264C



Part #	Size	A	Body Size	Approx. Wt. Lbs.	List Price
18-101	1/8"	0.61	0.37	0.04	9.54
18-101B*	1/8"	0.62	0.33	0.04	8.44
18-102	3/16"	0.59	0.36	0.08	4.71
18-102B*	3/16"	0.60	0.38	0.08	6.34
18-103 ³	1/4"	0.63	0.36	0.10	4.35
18-103B*	1/4"	0.62	0.49	0.10	7.81
18-104	5/16"	0.72	0.50	0.13	6.90
18-104B*	5/16"	0.60	0.50	0.14	9.50
18-105	3/8"	0.75	0.50	0.16	5.09
18-105B*	3/8"	0.73	0.59	0.16	8.81
18-106	1/2"	0.94	0.59	0.22	10.78
18-106B*	1/2"	0.94	0.69	0.24	20.03
18-107	5/8"	1.06	0.69	0.28	10.98
18-108	3/4"	1.22	0.88	0.32	38.42
18-109	7/8"	1.25	0.94	0.34	29.40

* Barstock

FORGED REDUCING TEE



64-R

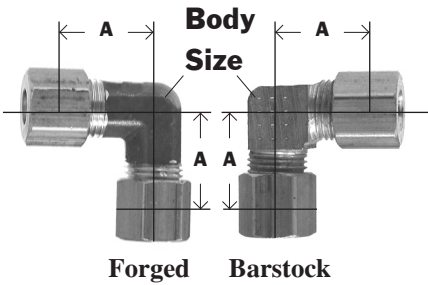
Part #	Size 1 x 2 x 3	A	B	Body Size	Approx. Wt. Lbs.	List Price
18-114	1/4" x 1/4" x 1/8"	0.62	0.59	0.38	0.09	5.75
18-110	1/4" x 1/4" x 3/8"	0.69	0.75	0.50	0.14	12.73
18-111	3/8" x 1/4" x 1/4"	0.75	0.69	0.50	0.12	7.83
18-115	3/8" x 3/8" x 1/4"	0.75	0.69	0.50	0.14	5.91
18-116	1/2" x 1/2" x 1/4"	0.94	0.81	0.59	0.16	11.17
18-117	1/2" x 1/2" x 3/8"	0.94	0.81	0.59	0.24	11.69
18-118	5/8" x 5/8" x 3/8"	1.06	0.94	0.69	0.28	13.98
18-119	5/8" x 5/8" x 1/2"	1.06	1.06	0.69	0.30	16.36

³ Also stocked in Houston
(See page Intro II for details)

BRASS

UNION ELBOW

SAE# 060201

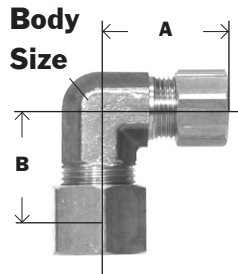


65
BSE2
165C
265C

Part #	Size	A	Body Size	Approx. Wt. Lbs.	List Price
18-122B*	1/8"	0.62	0.35	0.04	5.89
18-123	3/16"	0.61	0.37	0.06	5.10
18-123B*	3/16"	0.62	0.41	0.06	5.20
18-124	1/4"	0.66	0.38	0.08	3.70
18-124B*	1/4"	0.60	0.48	0.08	5.45
18-125	5/16"	0.69	0.47	0.09	5.93
18-125B*	5/16"	0.62	0.52	0.09	7.38
18-126	3/8"	0.72	0.43	0.12	4.32
18-127	1/2"	0.94	0.59	0.19	7.62
18-127B*	1/2"	0.94	0.71	0.19	15.04
18-128	5/8"	1.06	0.72	0.26	7.44
18-129	3/4"	1.19	0.94	0.48	19.51
18-130	7/8"	1.25	0.94	0.44	22.30

* Barstock


REDUCING ELBOW - Forged



65-R

Part #	Size	A	B	Body Size	Approx. Wt. Lbs.	List Price
18-135	3/8" x 1/4"	0.69	0.75	0.47	0.12	7.92
18-136	1/2" x 3/8"	0.88	0.94	0.59	0.15	8.71
18-137	5/8" x 3/8"	0.88	0.97	0.56	0.18	12.06


TANK ADAPTER DRILLED THRU (NO STOP)



68-T
682C
80F

Part #	Comp. X Male NPTF	A	Hex	Approx. Wt. Lbs.	List Price
18-208	1/4" x 1/8"	0.88	0.43	0.04	2.14
18-209	1/4" x 1/4"	0.99	0.56	0.05	1.84
18-210	3/8" x 1/4"	1.16	0.56	0.05	2.79
18-211	3/8" x 3/8"	1.09	0.68	0.08	2.76
18-212	3/8" x 1/2"	1.19	0.87	0.10	3.88
18-213	1/2" x 3/8"	1.22	0.68	0.12	5.43
18-214	1/2" x 1/2"	1.09	0.81	0.14	4.30
18-215	5/8" x 1/2"	1.12	0.81	0.18	5.35

COMP X SWEAT ADAPTER




66-S

Part #	Comp. X Sweat Adapter	A	Hex	Approx. Wt. Lbs.	List Price
18-171	3/8" x 1/2" nom.swt.	0.98	0.75	0.08	5.43



SAE# 060103

FEMALE ADAPTER



66

Part #	Comp. X Female NPTF	A	Hex	Approx. Wt. Lbs.	List Price
18-142	1/8" x 1/8"	0.75	0.56	0.02	2.56
18-143	3/16" x 1/8"	0.78	0.56	0.04	2.23
18-144	3/16" x 1/4"	0.96	0.68	0.04	7.22
18-145L	1/4" x 1/8"	0.84	0.50	0.05	1.51
18-145	1/4" x 1/8"	0.78	0.56	0.05	2.17
18-146L	1/4" x 1/4"	0.88	0.62	0.09	2.92
18-146	1/4" x 1/4"	1.03	0.68	0.09	4.17
18-147	1/4" x 3/8"	1.00	0.81	0.10	3.66
18-148	1/4" x 1/2"	1.02	0.87	0.12	4.03
18-149	5/16" x 1/8"	0.81	0.56	0.05	2.54
18-150	5/16" x 1/4"	0.91	0.62	0.06	3.80
18-152	3/8" x 1/8"	0.88	0.56	0.06	2.71
18-153L	3/8" x 1/4"	0.97	0.62	0.08	3.50
18-153	3/8" x 1/4"	1.06	0.68	0.08	3.77
18-154L	3/8" x 3/8"	1.03	0.75	0.08	2.49
18-154	3/8" x 3/8"	1.06	0.81	0.10	5.29
18-155	3/8" x 1/2"	1.12	1.00	0.08	3.79
18-156	3/8" x 3/4"	1.19	1.16	0.14	12.65
18-157	1/2" x 1/4"	1.09	0.68	0.10	7.17
18-158L	1/2" x 3/8"	0.94	0.81	0.12	3.83
18-158	1/2" x 3/8"	1.12	0.81	0.12	5.37
18-159L	1/2" x 1/2"	1.19	1.00	0.12	4.68
18-159	1/2" x 1/2"	1.31	1.00	0.12	9.82
18-160	1/2" x 3/4"	1.25	1.16	0.18	12.01
18-161	5/8" x 3/8"	1.03	0.81	0.12	8.34
18-162L	5/8" x 1/2"	1.20	0.94	0.18	5.36
18-162	5/8" x 1/2"	1.38	1.00	0.18	7.66
18-163	5/8" x 3/4"	1.20	1.12	0.22	7.93
18-164	3/4" x 1/2"	1.25	1.06	0.26	13.95
18-165	3/4" x 3/4"	1.28	1.19	0.28	21.28
18-167	7/8" x 1/2"	1.28	1.19	0.32	14.29
18-166	7/8" x 3/4"	1.31	1.12	0.34	9.03

Through A Child's Eyes...

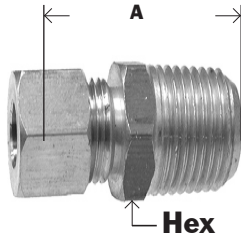
ELDERLY While working for an organization that delivers lunches to elderly shut-ins, I used to take my 4- year-old daughter on my afternoon rounds. The various appliances of old age, particularly the canes, walkers and wheelchairs, unfailingly intrigued her. One day I found her staring at a pair of false teeth soaking in a glass. As I braced myself for the inevitable barrage of questions, she merely turned and whispered, "The tooth fairy will never believe this!"

Dimension data can change without notice. Please call us when dimensions are critical.



MALE ADAPTER

SAE# 060102



68

Part #	Comp. X Male NPTF	A	Hex	Approx. Wt. Lbs.	List Price
18-175	1/8" x 1/16"	0.78	0.37	0.02	5.73
18-176	1/8" x 1/8"	0.78	0.43	0.04	1.73
18-177	3/16" x 1/8"	0.84	0.43	0.04	1.65
18-178	3/16" x 1/4"	0.94	0.56	0.06	3.44
18-179L	1/4" x 1/8"	0.88	0.56	0.04	1.59
18-179 ³	1/4" x 1/8"	0.88	0.43	0.04	1.55
18-180L	1/4" x 1/4"	0.94	0.56	0.05	1.33
18-180 ³	1/4" x 1/4"	1.06	0.56	0.06	2.52
18-181 ³	1/4" x 3/8"	1.03	0.68	0.08	2.27
18-182	1/4" x 1/2"	1.09	0.81	0.10	3.44
18-183	5/16" x 1/8"	0.91	0.50	0.05	2.11
18-184L	5/16" x 1/4"	1.01	0.56	0.06	2.47
18-184 ³	5/16" x 1/4"	1.09	0.56	0.06	2.52
18-185	5/16" x 3/8"	1.06	0.68	0.07	4.09
18-186	5/16" x 1/2"	1.14	0.87	0.10	6.97
18-187L	3/8" x 1/8"	0.94	0.56	0.06	2.34
18-187	3/8" x 1/8"	0.97	0.56	0.06	2.64
18-188L	3/8" x 1/4"	1.03	0.56	0.06	2.29
18-188 ³	3/8" x 1/4"	1.16	0.56	0.07	2.80
18-189L	3/8" x 3/8"	1.09	0.68	0.08	2.43
18-189 ³	3/8" x 3/8"	1.14	0.69	0.08	3.28
18-190L	3/8" x 1/2"	1.19	0.88	0.12	3.95
18-190	3/8" x 1/2"	1.34	0.87	0.13	4.64
18-191	3/8" x 3/4"	1.29	1.06	0.16	7.43
18-192	7/16" x 1/4"	1.06	0.62	0.10	7.48
18-204	7/16" x 3/8"	1.10	0.68	0.12	5.67
18-193L	1/2" x 1/4"	1.09	0.69	0.11	4.55
18-193	1/2" x 1/4"	1.22	0.68	0.11	4.97
18-194L	1/2" x 3/8"	1.16	0.68	0.12	4.39
18-194	1/2" x 3/8"	1.16	0.69	0.12	4.51
18-195L	1/2" x 1/2"	1.09	0.81	0.12	4.39
18-195	1/2" x 1/2"	1.41	0.87	0.19	6.22
18-196	1/2" x 3/4"	1.38	1.06	0.22	6.23
18-197	5/8" x 3/8"	1.22	0.81	0.24	4.75
18-198 ³	5/8" x 1/2"	1.12	0.81	0.24	5.32
18-199	5/8" x 3/4"	1.31	1.06	0.26	5.54
18-200	3/4" x 1/2"	1.44	1.00	0.26	8.42
18-201 ³	3/4" x 3/4"	1.50	1.06	0.26	9.23
18-202	7/8" x 1/2"	1.18	1.12	0.26	14.13
18-203	7/8" x 3/4"	1.22	1.12	0.28	8.09
18-205	7/8" x 1"	1.67	1.37	0.32	20.00

A fanatic is one who can't change his mind and won't change the subject.

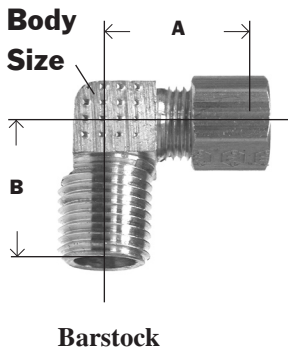
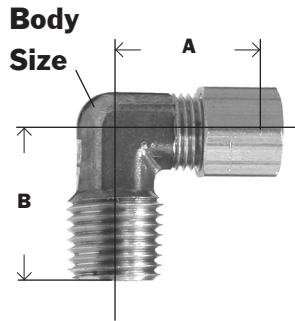
³ Also stocked in Houston
(See page Intro II for details)

- Winston Churchill



MALE ELBOW

SAE# 060202



69
269C
BSE1
169C

Part #	Comp. X Male NPTF	A	B	Body Size	Approx. Wt. Lbs.	List Price
18-220	1/8" x 1/8"	0.59	0.75	0.34	0.02	3.70
18-220B*	1/8" x 1/8"	0.60	0.67	0.43	0.04	2.78
18-221	3/16" x 1/8"	0.63	0.72	0.34	0.04	3.48
18-221B*	3/16" x 1/8"	0.62	0.69	0.43	0.06	2.35
18-223	3/16" x 1/4"	0.60	0.81	0.39	0.05	3.89
18-224 ³	1/4" x 1/8"	0.60	0.75	0.37	0.06	2.78
18-224B* ³	1/4" x 1/8"	0.62	0.75	0.43	0.06	2.33
18-225 ³	1/4" x 1/4"	0.65	0.94	0.36	0.08	3.13
18-225B* ³	1/4" x 1/4"	0.61	0.81	0.56	0.08	2.77
18-226	1/4" x 3/8"	0.75	0.91	0.47	0.08	3.71
18-227	1/4" x 1/2"	0.81	1.13	0.56	0.12	6.00
18-228	5/16" x 1/8"	0.66	0.75	0.47	0.06	3.62
18-228B*	5/16" x 1/8"	0.62	0.75	0.42	0.06	2.97
18-229 ³	5/16" x 1/4"	0.66	0.81	0.47	0.07	3.78
18-229B* ³	5/16" x 1/4"	0.69	0.84	0.57	0.08	4.09
18-230	5/16" x 3/8"	0.75	0.91	0.47	0.10	4.59
18-231	5/16" x 1/2"	0.84	1.12	0.56	0.12	6.64
18-232	3/8" x 1/8"	0.72	0.66	0.39	0.06	3.15
18-232B*	3/8" x 1/8"	0.69	0.69	0.57	0.06	4.59
18-233 ³	3/8" x 1/4"	0.75	0.82	0.46	0.08	3.86
18-233B* ³	3/8" x 1/4"	0.75	0.94	0.57	0.08	3.59
18-234 ³	3/8" x 3/8"	0.81	0.94	0.46	0.10	4.34
18-234B* ³	3/8" x 3/8"	0.71	0.83	0.69	0.10	7.35
18-235	3/8" x 1/2"	0.87	1.12	0.56	0.14	8.94
18-235B* ³	3/8" x 1/2"	0.88	1.16	0.94	0.14	13.55
18-248	3/8" x 3/4"	1.03	1.19	0.81	0.18	9.09
18-247	7/16" x 1/4"	0.84	1.00	0.56	0.14	6.93
18-236	1/2" x 1/4"	0.88	0.97	0.56	0.14	6.39
18-237	1/2" x 3/8"	0.88	1.03	0.56	0.19	5.66
18-237B* ³	1/2" x 3/8"	0.94	1.12	0.70	0.19	7.12
18-238 ³	1/2" x 1/2"	0.94	1.13	0.59	0.17	6.10
18-238B* ³	1/2" x 1/2"	0.94	1.31	0.86	0.17	12.80
18-239	1/2" x 3/4"	1.16	1.25	0.81	0.18	11.03
18-240	5/8" x 3/8"	1.06	1.12	0.68	0.18	6.92
18-241	5/8" x 1/2"	1.06	1.16	0.68	0.20	7.39
18-241B* ³	5/8" x 1/2"	1.06	1.31	0.86	0.20	9.09
18-242	5/8" x 3/4"	1.16	1.31	0.81	0.24	11.62
18-243	3/4" x 1/2"	1.19	1.31	0.94	0.26	11.99
18-245	3/4" x 3/4"	1.19	1.38	0.94	0.30	14.37
18-246	7/8" x 3/4"	1.25	1.38	0.94	0.35	20.31

* Barstock

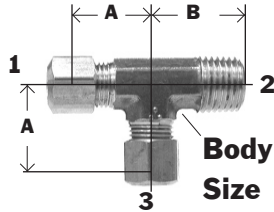
Dimension data can change without notice.
Please call us when dimensions are critical.

³ Also stocked in Houston
(See page Intro II for details)

BRASS



FORGED MALE RUN TEE

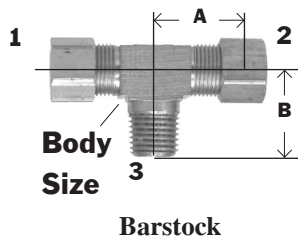
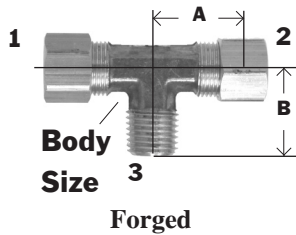


71
171C
BST3

Part #	Comp. X Male NPTF (1&3) X 2	A	B	Body Size	Approx. Wt. Lbs.	List Price
18-272	1/8" x 1/8"	0.63	0.69	0.36	0.06	4.56
18-273	3/16" x 1/8"	0.63	0.69	0.36	0.07	4.98
18-274	1/4" x 1/8"	0.63	0.75	0.36	0.08	4.29
18-275	1/4" x 1/4"	0.69	0.88	0.44	0.10	5.22
18-276	5/16" x 1/8"	0.72	0.75	0.50	0.10	6.64
18-277	5/16" x 1/4"	0.75	0.88	0.44	0.10	6.18
18-278	3/8" x 1/8"	0.75	0.75	0.50	0.14	6.70
18-279	3/8" x 1/4"	0.79	0.87	0.44	0.18	5.93
18-280	3/8" x 3/8"	0.88	1.00	0.47	0.20	7.38
18-281	1/2" x 3/8"	0.94	1.09	0.59	0.24	10.16
18-282	1/2" x 1/2"	0.97	1.19	0.69	0.26	13.05
18-283	5/8" x 1/2"	1.06	1.31	0.69	0.28	13.69
18-284	3/4" x 1/2"	1.22	1.34	0.88	0.30	30.16

MALE BRANCH TEE

SAE# 060203



72
BST1
172C

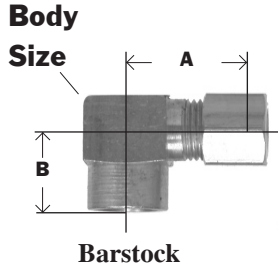
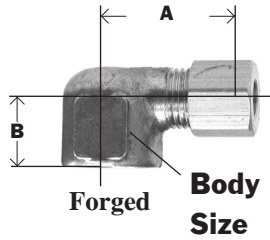
Part #	Comp. X Male NPTF (1&2) X 3	A	B	Body Size	Approx. Wt. Lbs.	List Price
18-290	3/16" x 1/8"	0.63	0.69	0.36	0.08	6.49
18-291	1/4" x 1/8"	0.62	0.75	0.36	0.10	4.78
18-291B*	1/4" x 1/8"	0.64	0.73	0.45	0.10	7.00
18-292	1/4" x 1/4"	0.69	0.86	0.44	0.10	5.53
18-293	5/16" x 1/8"	0.72	0.75	0.50	0.11	5.53
18-294	5/16" x 1/4"	0.75	0.88	0.44	0.12	6.19
18-295	3/8" x 1/8"	0.75	0.75	0.50	0.14	6.89
18-296	3/8" x 1/4"	0.78	0.88	0.44	0.16	5.50
18-296B*	3/8" x 1/4"	0.78	0.91	0.62	0.16	8.22
18-297	3/8" x 3/8"	0.78	0.97	0.47	0.18	8.30
18-298	3/8" x 1/2"	0.88	1.22	0.69	0.20	12.44
18-304	1/2" x 1/4"	0.94	0.97	0.59	0.22	10.37
18-299B*	1/2" x 3/8"	0.96	1.09	0.70	0.24	17.90
18-299	1/2" x 3/8"	0.94	1.12	0.59	0.24	10.10
18-300	1/2" x 1/2"	0.97	1.19	0.69	0.30	13.09
18-301	5/8" x 1/2"	1.06	1.31	0.69	0.32	14.56
18-302	3/4" x 1/2"	1.22	1.34	0.88	0.50	33.26
18-303	3/4" x 3/4"	1.25	1.50	0.88	0.54	33.27

* Barstock

Save 5% by ordering online at
www.midlandindustrial.com

FEMALE ELBOW

SAE# 060203

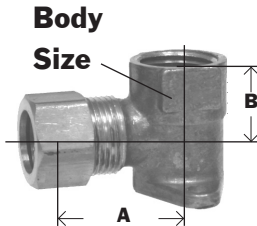


70
270C
BSE3
170C

Part #	Comp. X Female NPTF	A	B	Body Size	Approx. Wt. Lbs.	List Price
18-251	1/8" x 1/8"	0.69	0.56	0.56	0.04	5.88
18-252	3/16" x 1/8"	0.69	0.47	0.56	0.04	3.75
18-253	1/4" x 1/8"	0.69	0.47	0.56	0.06	3.71
18-253B*	1/4" x 1/8"	0.69	0.56	0.56	0.06	3.97
18-254 ³	1/4" x 1/4"	0.75	0.50	0.72	0.08	4.35
18-267	1/4" x 3/8"	0.81	0.58	0.81	0.08	5.98
18-268	1/4" x 1/2"	0.89	0.66	1.00	0.10	7.92
18-255	5/16" x 1/8"	0.72	0.84	0.47	0.08	6.90
18-256	5/16" x 1/4"	0.78	0.50	0.72	0.09	5.38
18-257	3/8" x 1/8"	0.75	0.84	0.47	0.10	4.27
18-258	3/8" x 1/4"	0.84	0.59	0.75	0.10	4.42
18-259	3/8" x 3/8"	0.88	0.58	0.81	0.12	4.98
18-260	3/8" x 1/2"	0.97	0.66	1.00	0.14	6.18
18-250	3/8" x 3/4"	1.09	0.72	1.25	0.18	10.03
18-261	1/2" x 1/4"	1.06	0.70	0.88	0.18	8.61
18-262	1/2" x 3/8"	1.00	0.70	0.88	0.16	7.11
18-263	1/2" x 1/2"	1.03	0.72	1.00	0.20	7.51
18-270	1/2" x 3/4"	1.16	0.72	1.25	0.23	10.81
18-269	5/8" x 3/8"	1.09	0.77	1.00	0.20	10.99
18-264	5/8" x 1/2"	1.09	0.77	1.00	0.22	8.84
18-265	5/8" x 3/4"	1.22	0.77	1.25	0.24	11.80
18-266	3/4" x 1/2"	1.25	1.25	0.94	0.28	19.33

* Barstock

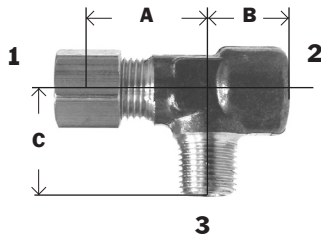
FORGED DROP-EAR ELBOW



BSE3-DE

Part #	Comp. X Female NPTF	A	B	Body Size	Approx. Wt. Lbs.	List Price
18-271	5/8" x 1/2"	1.18	0.72	1.00	0.18	16.03

FORGED TEE

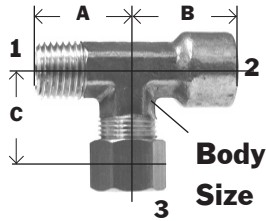


71
171C
BST3

Part #	Comp. X Female NPTF x Male NPTF 1x(2&3)	A	B	C	Approx. Wt. Lbs.	List Price
18-307	1/4" x 1/8"	0.72	0.53	0.72	0.20	5.95

³ Also stocked in Houston
(See page Intro II for details)

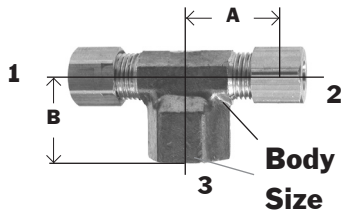
ADAPTER TEE



Part #	Male NPTF x Female NPTF x Comp. 3x (1&2)	A	B	C	Body Size	Approx. Wt. Lbs.	List Price
18-314	1/8" x 1/4"	0.72	0.53	0.72	0.47	0.08	6.59
18-316	3/8" x 1/4"	0.84	0.97	0.81	0.47	0.10	7.41

76
176C

FORGED TEE

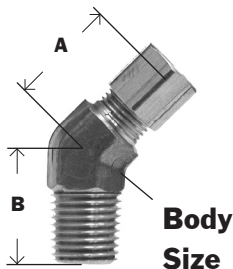


Part #	Comp. X Female NPTF (1&2)x3	A	B	Body Size	Approx. Wt. Lbs.	List Price
18-321	1/4" x 1/8"	0.78	0.75	0.45	0.10	5.53
18-328	1/4" x 1/4"	0.78	0.75	0.44	0.12	8.63
18-325	3/8" x 1/8"	0.75	0.63	0.50	0.12	6.39
18-322	3/8" x 1/4"	0.81	0.97	0.47	0.14	8.42
18-323	3/8" x 3/8"	0.97	0.69	1.05	0.16	12.98
18-326	1/2" x 1/8"	0.94	0.75	0.59	0.20	12.17
18-324	1/2" x 3/8"	1.00	0.72	0.88	0.22	17.57
18-327	5/8" x 1/8"	1.06	0.81	0.69	0.26	15.42

78 2908
BST4
77
177C

45° ELBOW

SAE# 060302



Part #	Comp. X Male NPTF	A	B	Body Size	Approx. Wt. Lbs.	List Price
18-329	3/16" x 1/8"	0.40	0.63	0.41	0.04	4.40
18-330	1/4" x 1/8"	0.40	0.61	0.41	0.04	4.06
18-336	1/4" x 1/4"	0.59	0.84	0.53	0.06	5.78
18-331	5/16" x 1/8"	0.59	0.65	0.53	0.06	6.30
18-332	5/16" x 1/4"	0.59	0.83	0.53	0.08	6.65
18-333	3/8" x 1/4"	0.62	0.83	0.53	0.08	5.31
18-338	3/8" x 3/8"	0.75	0.95	0.59	0.10	10.96
18-334	1/2" x 3/8"	0.75	0.88	0.59	0.14	6.39
18-339	1/2" x 1/2"	0.94	1.14	0.75	0.14	12.09
18-335	5/8" x 1/2"	0.78	1.14	0.78	0.14	13.18

6945 273
45BSE1 77
74
179C


Dimension data can change without notice.
Please call us when dimensions are critical.

BRASS FITTINGS

DOUBLE COMPRESSION

GARDEN HOSE SWIVEL

•WASHER INCLUDED



Part #	Compression x FGH	A	Hex 1	Hex 2	Approx. Wt. Lbs.	List Price
30-050	1/4" x 3/4"	1.02	0.50	0.75	0.09	6.77
30-051	3/8" x 3/4"	1.04	0.62	0.75	0.12	6.59


BRASS

DOUBLE COMPRESSION THREADED SLEEVE FITTINGS

- Use with aluminum and copper tubing or plastic tubing with internal tube support. Not recommended for steel tubing.
- Easy to assemble, no flaring, two piece construction.
- For use on oil, air, water and grease lubrication systems.
- When design makes a dimension critical, contact us for information.

Tube OD	1/8	3/16	1/4	5/16	3/8
Thread	5/16-24	3/8-24	7/16-24	1/2-20	9/16-20
Working Pressure	500	500	500	250	250


NUT



181
6100
11

Part #	Size	A	Hex	Approx. Wt. Lbs.	List Price
16-001	1/8"	0.50	0.37	0.02	0.80
16-002	3/16"	0.53	0.43	0.02	1.27
16-003	1/4"	0.56	0.50	0.04	1.67
16-004	5/16"	0.61	0.56	0.04	1.38
16-005	3/8"	0.61	0.62	0.04	2.55

MALE ADAPTER

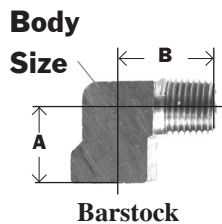


188
6200
12

Part #	THRD Sleeve x Male NPTF	A	Hex	Approx. Wt. Lbs.	List Price
16-117	1/8" x *	0.62	0.43	0.02	2.77
16-118	1/8" x 1/8"	0.62	0.43	0.02	1.67
16-119	3/16" x 1/8"	0.69	0.43	0.02	1.85
16-121	1/4" x 1/8"	0.75	0.50	0.04	1.90
16-122	5/16" x 1/8"	0.89	0.56	0.04	3.71
16-123	3/8" x 1/4"	0.84	0.62	0.06	4.13

* 1/4 - 28 Male Thread Tapered.

90° ELBOW



189
6400
15

Part #	THRD Sleeve x Male NPTF	A	B	Body Size	Approx. Wt. Lbs.	List Price
16-127	1/8" x *	0.50	0.52	0.41	0.02	6.52
16-128	1/8" x 1/8"	0.50	0.66	0.43	0.02	8.02
16-129	3/16" x 1/8"	0.56	0.62	0.44	0.02	8.96
16-130	1/4" x 1/8"	0.52	0.62	0.50	0.04	7.56

* 1/4 - 28 Male Thread Tapered