


STEEL GREASE FITTINGS

BRASS FITTINGS

METRIC


#911
9000
2109
ZM510



Part #	Size	A (mm)	B (mm)	Hex (mm)	Approx. Wt. Lbs.	List Price
36-180	10MM x 1	18	6	11	0.02	0.94

METRIC

#912
9045
2110
ZM4510




45° ANGLE

Part #	Size	A (mm)	B (mm)	Hex (mm)	Approx. Wt. Lbs.	List Price
36-182	10MM x 1	21	5.5	11	0.02	1.38

METRIC


#913
9090
2111
ZM9010



90° ANGLE

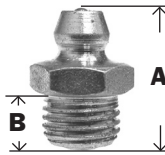
Part #	Size	A (mm)	B (mm)	Hex (mm)	Approx. Wt. Lbs.	List Price
36-184	10MM x 1	18	5.5	11	0.02	1.22

#711-B
1711
2500



Part #	Size	A	B	Hex	Approx. Wt. Lbs.	List Price
36-186	5/16"-24	0.65	0.25	0.37	0.02	0.74


#710-B
1710
2600



Part #	Size	A	B	Hex	Approx. Wt. Lbs.	List Price
36-188	3/8"-24	0.65	0.25	0.43	0.01	1.25

BUTTON HEAD

1184
1186




Part #	Size	A	B	Hex	Approx. Wt. Lbs.	List Price
36-200	1/8"-27 PTF	0.75	0.34	0.62	0.03	2.79
36-205	1/4"-18 NPT	0.82	0.42	0.62	0.03	3.12

WHIP HOSE



Part #	Length	List Price
36-210	12" RUBBER	26.06
36-212	18" RUBBER	18.17
36-214	24" RUBBER	22.23
36-216	36" RUBBER	25.43

4 JAW GREASE GUN COUPLER



Part #	A	Hex	Approx. Wt. Lbs.	List Price
36-220	1.50	0.56	0.05	8.28